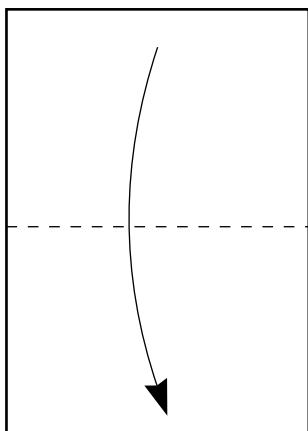


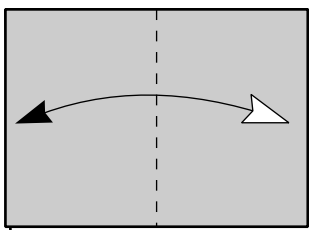
Boat (traditional)

Diagrammed by: František Grebeníček (1999)

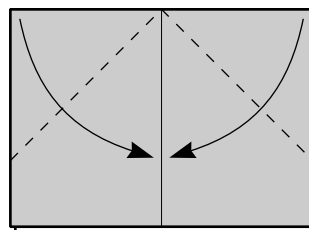
www.origami.cz



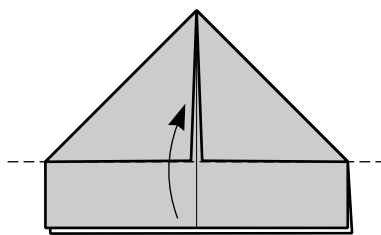
(1) Start from a rectangle (e.g. A4).
Fold in half.



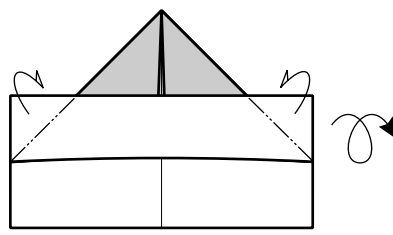
(2) Fold in half and
unfold.



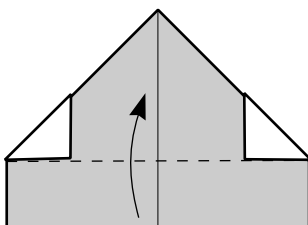
(3) Fold to the center.



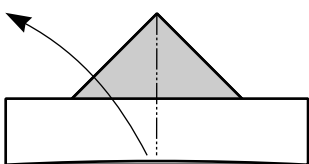
(4) Fold the overlap-
ing strip upwards.



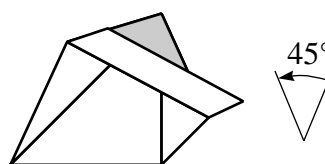
(5) Fold corners
backwards. Turn over.



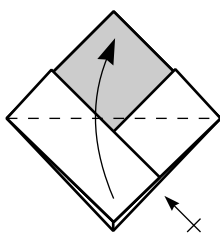
(6) Fold strip upwards.



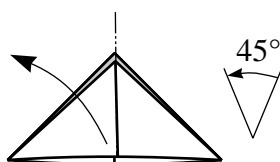
(7) Open.



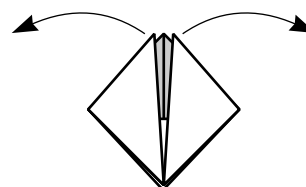
(8) Opening in progress.



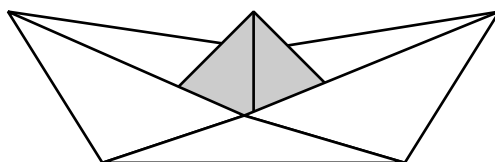
(9) Fold triangle upwards.
Repeat behind.



(10) Open (like
in the steps 7 and 8).



(11) Take upper
corners and stretch out.



(12) Finished boat.